

POWER AMPLIFIER

KAC-728/S

SERVICE MANUAL

サービスマニュアル


KENWOOD

© 1999-3 PRINTED IN KOREA
B51-7456-00 (K) 3491

KAC-728 (E)(J)(M)



KAC-728S (K)



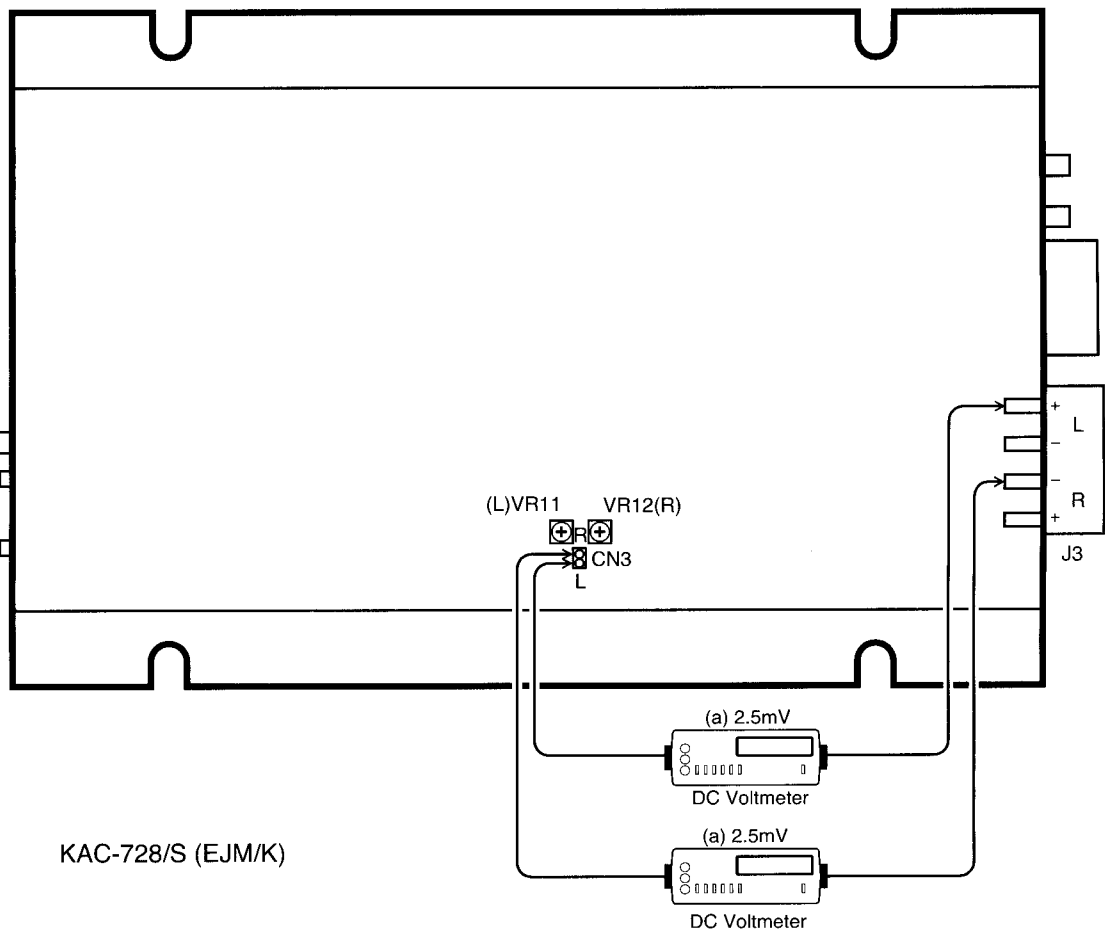
KAC-728/S

ADJUSTMENT (KAC-728/S)

No.	ITEM	INPUT SETTINGS	OUTPUT SETTINGS	RECEIVER SETTINGS	ALIGNMENT POINTS	ALIGN FOR	FIG.
Connect a cassette receiver or CD receiver.							
1	IDEL CURRENT	-	Connect a DC voltmeter between CN3 (L/R) and J3 (SP.OUT, L+/R-)	VOLUME : 0	VR11 (L ch) VR12 (R ch) (X09-)	2.5mV	(a)

調整 (KAC-728)

No.	項目	入力側 セッティング	出力側 セッティング	レシーバ セッティング	調整箇所	調整方法	図
カセットレシーバまたはCDレシーバを接続。							
1	IDEL CURRENT	-	CN3 (L/R) と J3 (SP.OUT, L+/R-) の間にDC電圧計を接続	VOLUME : 0	VR11 (L ch) VR12 (R ch) (X09-)	2.5mV	(a)

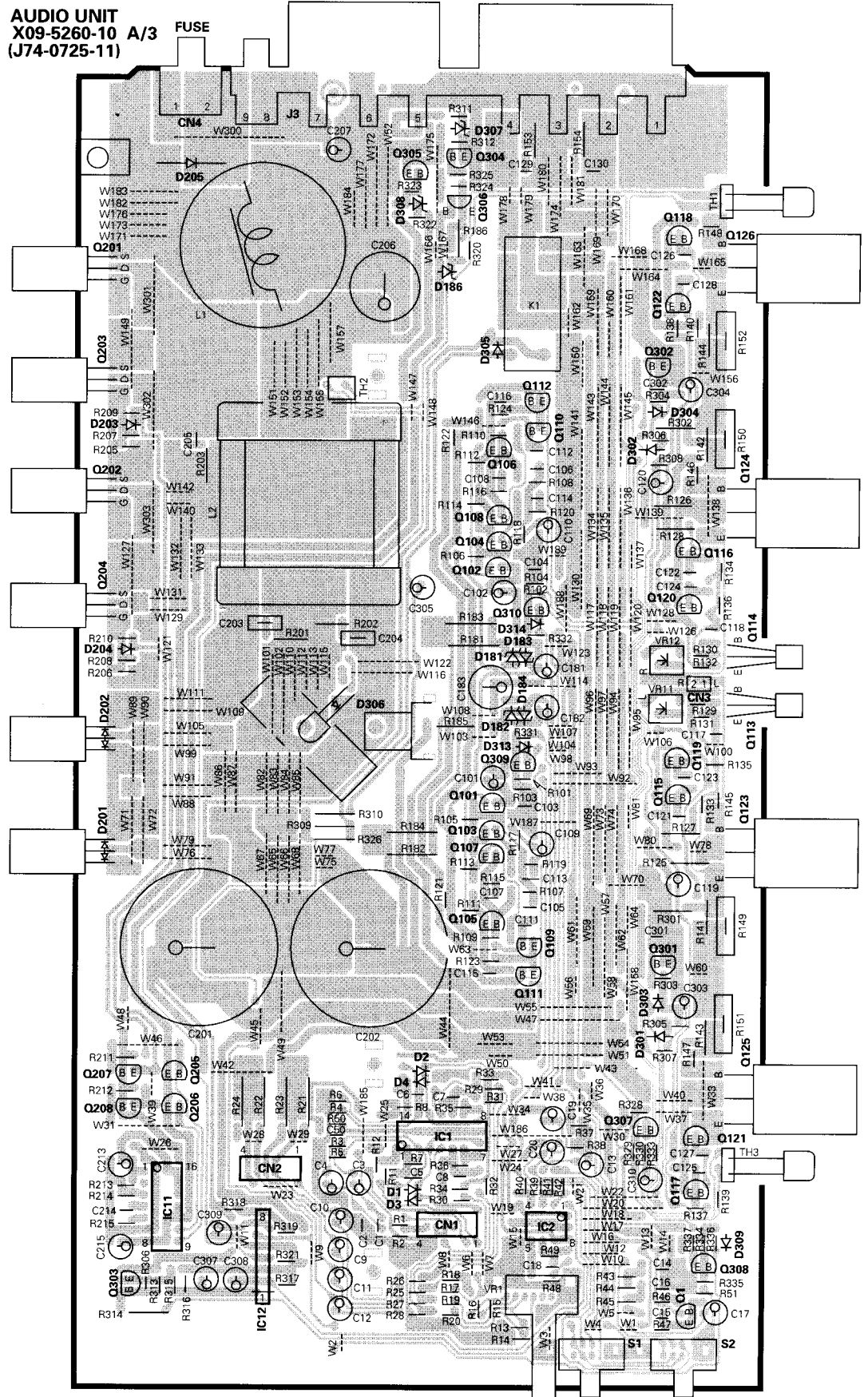
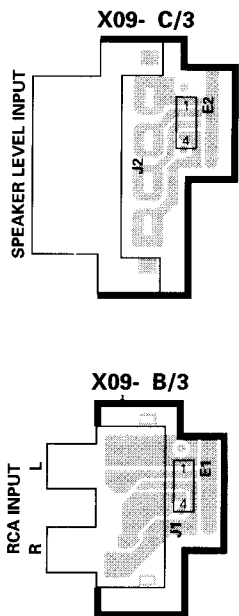


PC BOARD (Component side view) / プリント板 (部品面)

AUDIO UNIT
X09-5260-10 A/3
(J74-0725-11)

FUSE

SPEAKER OUT



MONO ↔ ST ON ↔ OFF
LPF

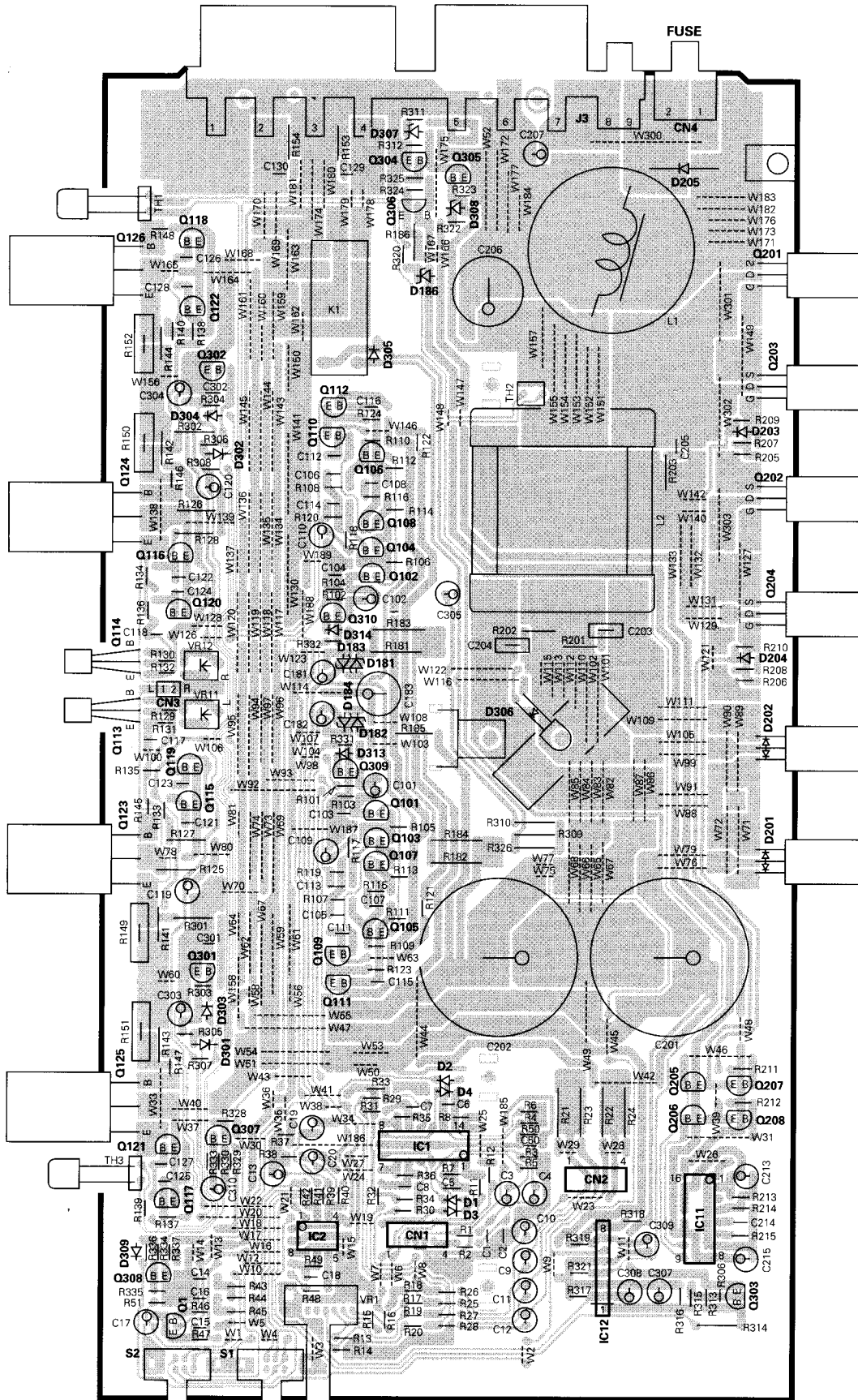
Refer to the schematic diagram for the value of resistors and capacitors.
抵抗、コンデンサの値及びDC電圧は回路図を参照して下さい。

PC BOARD (Foil side view) / プリント板 (半田面)

AUDIO UNIT
X09-5260-10 A/3
(J74-0725-11)

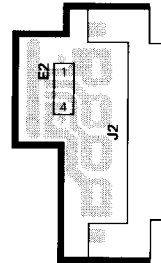
SPEAKER OUT

FUSE



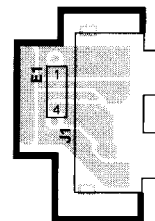
ON ← OFF MONO ← ST
LFP

X09- C/3

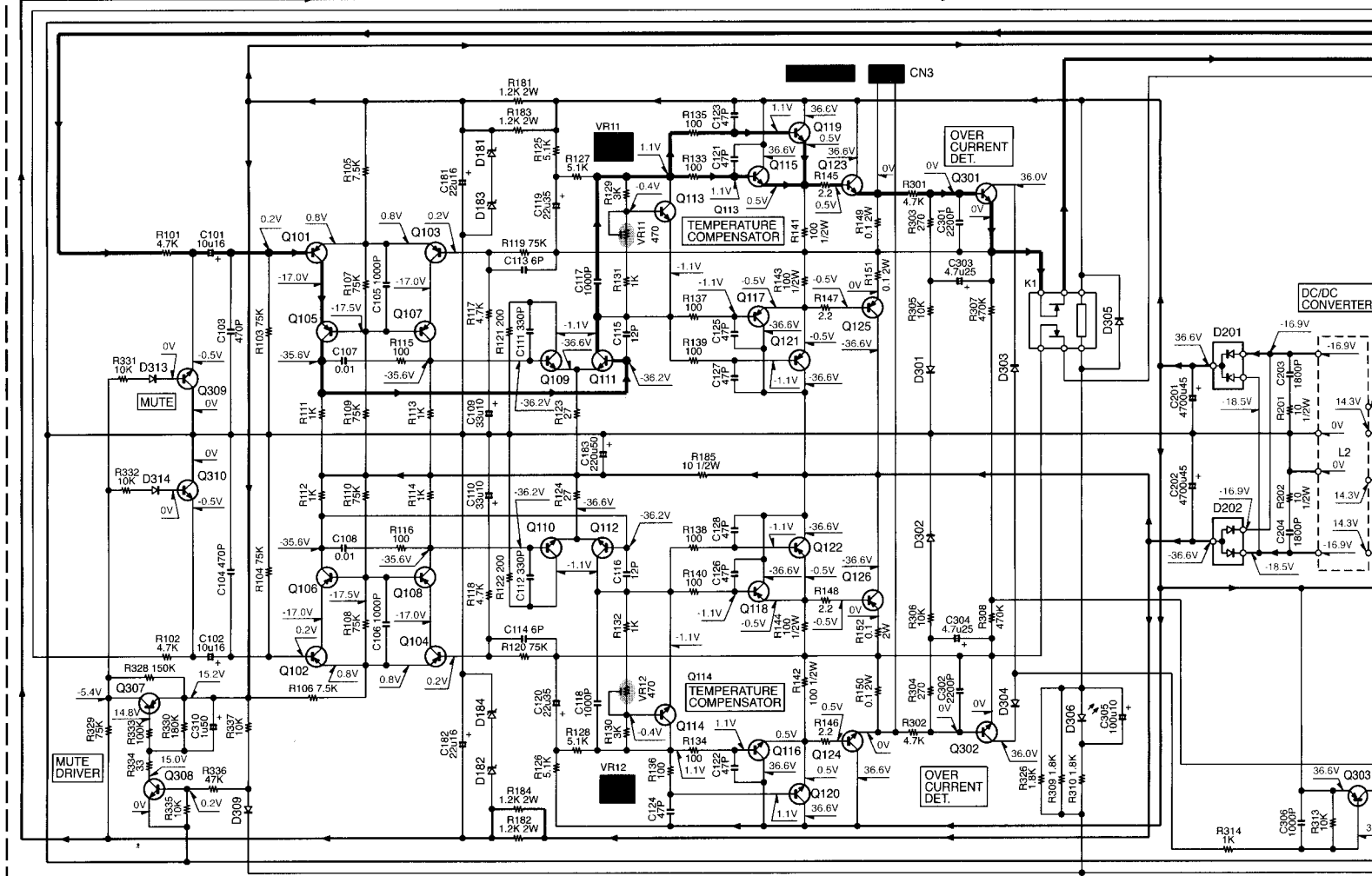
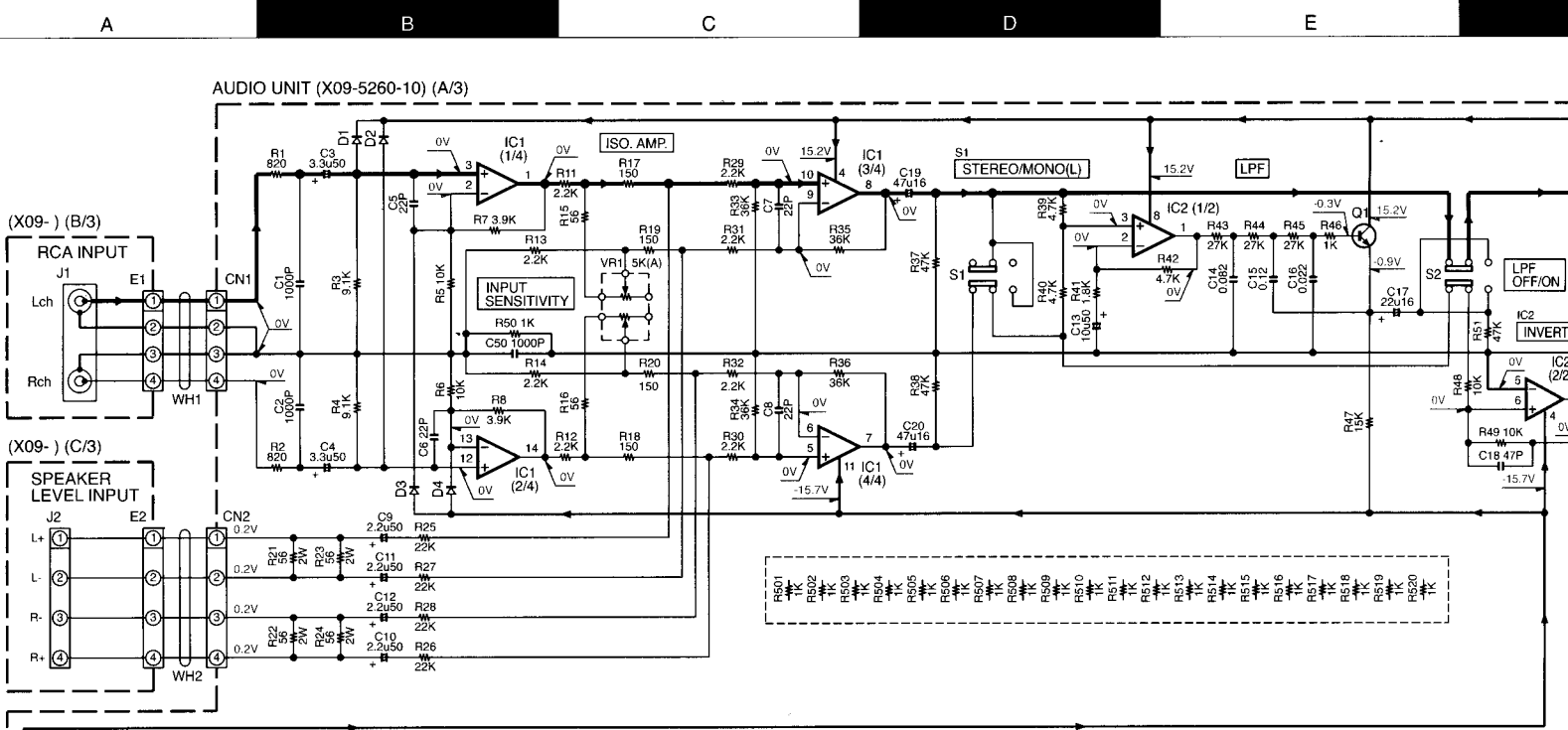


SPEAKER LEVEL INPUT

X09- B/3



L
R
RCA INPUT



CAUTION: For continued safety, replace safety critical components only with manufacturer's recommended parts (refer to parts list). Δ indicates safety critical components. For continued protection against risk of fire, replace only with same type and rating fuse(s). To reduce the risk of electric shock, leakage-current or resistance measurements shall be carried out (exposed parts are acceptably insulated from the supply circuit) before the appliance is returned to the customer.

Δ 印の部品は、安全上重要な部品です。交換をする時は必ず指定の部品をご使用下さい。この回路図は基本のものです。製品により異なる場合があります。

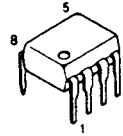
IC1 : UPC4574C
 IC2 : NJM4565D
 IC11 : UPC494C
 IC12 : UPC1237HA

Q1,205,206,304,305,308-310 : 2SC945(A)(Q,P)
 Q101-108,207,208,307 : 2SA733(A)(Q,P)
 Q109-112,301,302 : 2SC1845(F,E)
 Q113,114 : 2SA945(A)(Q)
 Q115,116,119,120 : 2SC2235
 Q117,118,121,122 : 2SA965
 Q123,124 : 2SC4388LB *5
 Q125,126 : 2SA1673LB *5
 Q201-204 : MTAJ50N05HDLFK
 Q303 : 2SA992(F,E)
 Q306 : 2SA1534A(R,S)

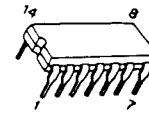
D1-4,203,204,303-305,309,313,314 : 1S133
 D181-184,307 : RD7.5JS(B)
 D186 : RD10JS(B)
 D201 : FML22S *A
 D202 : FML22R *A
 D205 : 1N5406-M
 D301,302 : 1S2076A
 D306 : B30-1460-05
 D308 : RD15JS(B)

2SA1534A
 2SA733(A)
 2SA965
 2SA992
 2SC1845
 2SC2235
 2SC945(A)

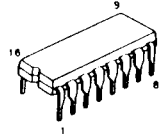
NJM4565D



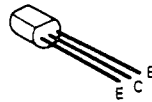
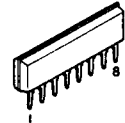
UPC4574C



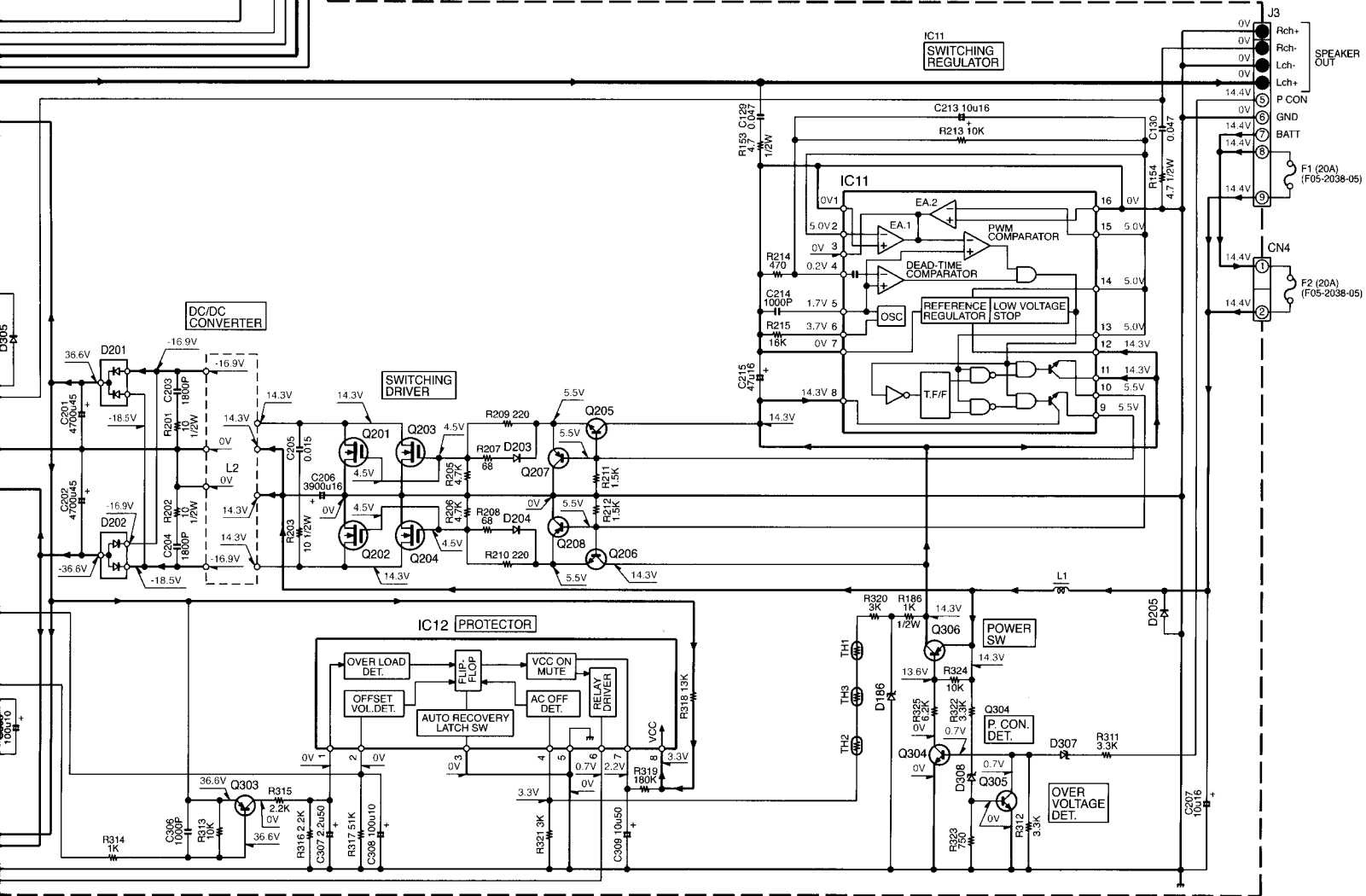
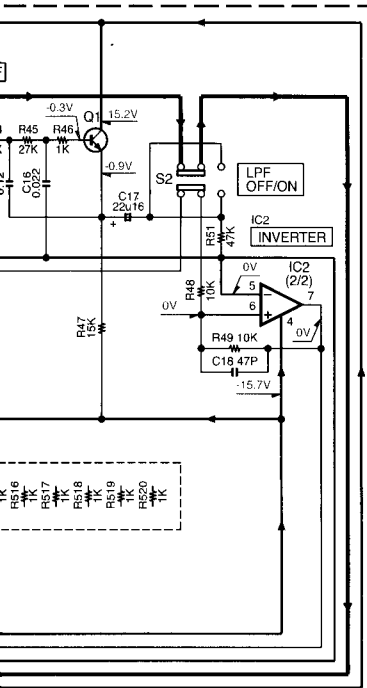
UPC494C



UPC1237HA



— SIGNAL LINE
 — GND LINE
 — +B LINE
 - - - - -B LINE



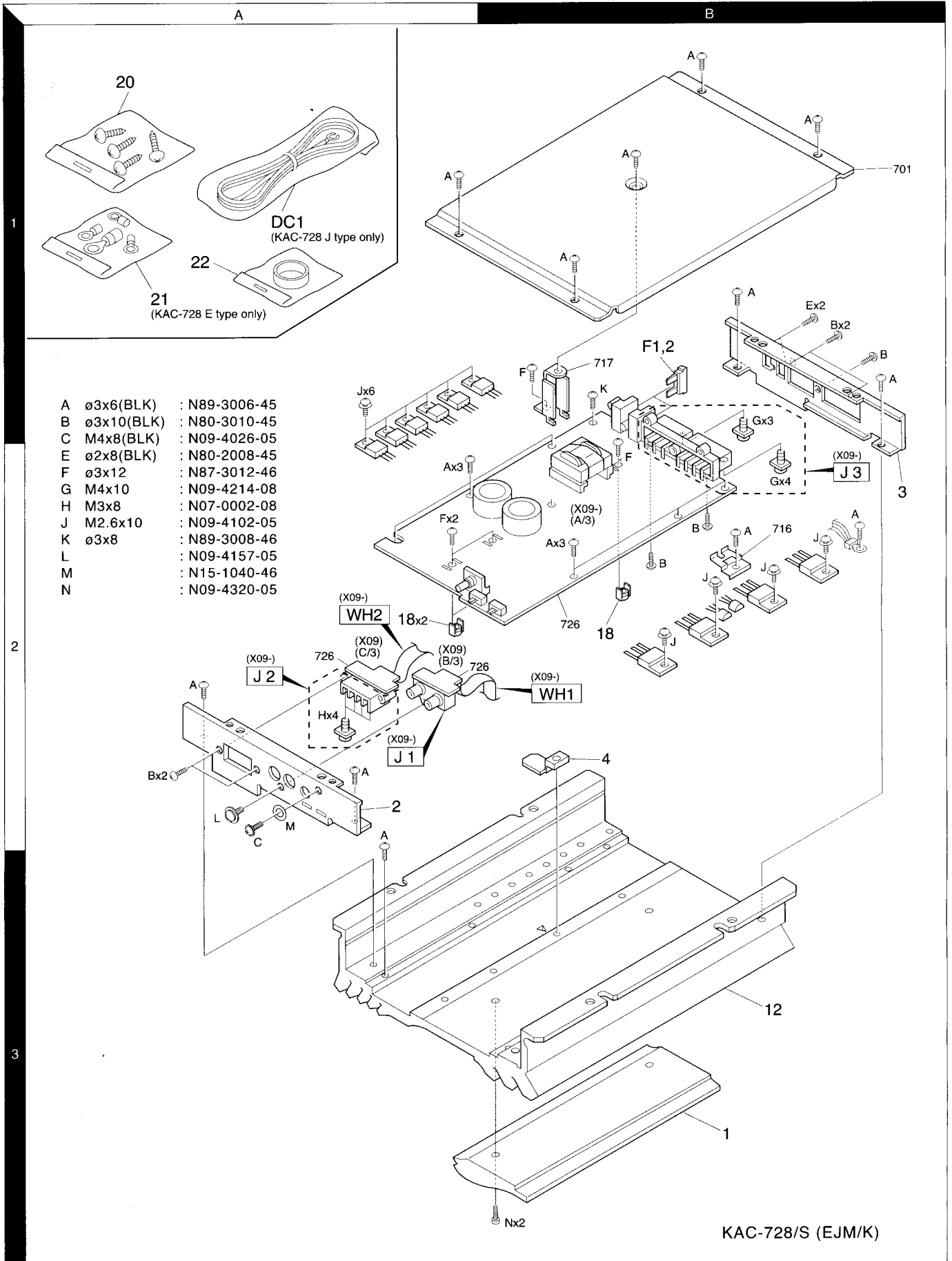
KAC-728/S (EJM/K) (1/1)

する時は必ず指定の部品をご使用
 り異なる場合があります。

KAC-728/S

KENWOOD

EXPLODED VIEW / 分解図



- A $\phi 3 \times 6$ (BLK) : N89-3006-45
- B $\phi 3 \times 10$ (BLK) : N80-3010-45
- C M4x8 (BLK) : N09-4026-05
- E $\phi 2 \times 8$ (BLK) : N80-2008-45
- F $\phi 3 \times 12$: N87-3012-46
- G M4x10 : N09-4214-08
- H M3x8 : N07-0002-08
- J M2.6x10 : N09-4102-05
- K $\phi 3 \times 8$: N89-3008-46
- L : N09-4157-05
- M : N15-1040-46
- N : N09-4320-05

KAC-728/S (EJM/K)

Parts with exploded numbers larger than 700 are not supplied.
 分解番号700番以降の部品は、修理用部品として在庫していません。

KAC-728/S

PARTS LIST / 部品表

* New Parts

Parts without Part No. are not supplied.

* 新規部品

(注) 部品番号がないものは修理用部品として扱いません。

Ref. No.	Ad New	Parts No.	Description	Destination
参照番号	位置新規	部品番号	部品名/規格	仕向
KAC-728/S				
1	3B *	A21-3561-03	DRESSING PANEL	K
1	3B *	A21-3571-03	DRESSING PANEL	E1M1J1
2	2A *	A64-1750-02	FRONT PANEL	
3	2B *	A84-0196-02	REAR PANEL	
4	2B *	B19-1186-03	LIGHTING BOARD	
		B46-0100-50	WARRANTY CARD	KE1M1
		B46-0191-03	ネジのワ	J1
		B59-0090-00	ジコメのワ	J1
	*	B64-1359-00	INST. MANUAL (ENG,FRE,SPA)	K
	*	B64-1360-00	INST. MANUAL (ENG,FRE,GER,DUT)	E1
	*	B64-1360-00	INST. MANUAL (ITA,SPA,POR)	E1
	*	B64-1361-00	INST. MANUAL (ENG,CHI)	M1
	*	B64-1362-00	トリツクイワメのワ (JAPANESE)	J1
DC1	1A	E30-4582-05	DCコトASSY	J1
12	3B *	F01-1596-01	HEAT SINK (TOP COVER)	
F1 ,2	1B	F05-2038-05	FUSE (20A BLADE TYPE)	
	*	H10-4644-03	POLYSTYRENE FOAMED FIXTURE	KE1M1
	*	H10-4644-03	ハツクワイガイ	J1
		H21-1117-04	PROTECTION SHEET	KE1M1
		H21-1117-04	シート	J1
		H25-0336-04	PROTECTION BAG (170X250X0.03)	KE1M1
		H25-0336-04	シート (170X250X0.03)	J1
	*	H54-1421-03	ITEM CARTON CASE (KAC-728S)	K
	*	H54-1429-03	ITEM CARTON CASE (KAC-728)	E1M1
	*	H54-1429-03	コトバコ (KAC-728)	J1
18	2A	J30-1043-04	SPACER	
20	1A	N99-1587-05	SCREW SET	
A	1B	N89-3006-45	BINDING HEAD TAPTITE SCREW	
B	2B	N80-3010-45	PAN HEAD TAPTITE SCREW	
C	2A	N09-4026-05	TAPPING SCREW (4X8,TP,S)	
E	1B	N80-2008-45	PAN HEAD TAPTITE SCREW	
F	2A	N87-3012-46	BRAZIER HEAD TAPTITE SCREW	
J	1A	N09-4102-05	SEMS (MACHINE SCREW) (M2.6X10)	
K	1B	N89-3008-46	BINDING HEAD TAPTITE SCREW	
L	2A	N09-4157-05	SEMS (TAPTITE SCREW)	
M	2A	N15-1040-46	FLAT WASHER	
N	3B *	N09-4320-05	DRESSED SCREW (M4X10)	
21	1A *	W01-0798-05	LEAD TERMINAL SET	E1
22	1A	W01-0748-05	TERMINAL COVER SET	
AUDIO UNIT (X09-5260-10)				
D306		B30-1460-05	LED (RED)	
C1 ,2		CK45FB1H102K	CERAMIC 1000PF	K
C3 ,4		CE04DW1H3R3M	ELECTRO 3.3UF	50WV
C5 -8		CC45FCH1H220J	CERAMIC 22PF	J
C9 -12		CE04DW1H2R2M	ELECTRO 2.2UF	50WV
C13		CE04DW1H100M	ELECTRO 10UF	50WV
C14		CF92FV1H823J	MF-C 0.082UF	J
C15		CF92FV1H124J	MF-C 0.12UF	J
C16		CF92FV1H223J	MF-C 0.022UF	J

Ref. No.	Ad New	Parts No.	Description	Destination
参照番号	位置新規	部品番号	部品名/規格	仕向
C17		CE04DW1C220M	ELECTRO 22UF	16WV
C18		CC45FSL1H470J	CERAMIC 47PF	J
C19 ,20		CE04DW1C470M	ELECTRO 47UF	16WV
C50		CF92FV1H102J	MF-C 1000PF	J
C101,102		CE04DW1C100M	ELECTRO 10UF	16WV
C103,104		CK45FB1H471K	CERAMIC 470PF	K
C105,106		CF92FV1H102J	MF-C 1000PF	J
C107,108		CF92FV1H103J	MF-C 0.010UF	J
C109,110		CE04DW1A330M	ELECTRO 33UF	10WV
C111,112		CC45FSL1H331J	CERAMIC 330PF	J
C113,114		CC45FSL1H060D	CERAMIC 6.0PF	D
C115,116		CC45FSL1H120J	CERAMIC 12PF	J
C117,118		CF92FV1H102J	MF-C 1000PF	J
C119,120		CE04DW1V220M	ELECTRO 22UF	35WV
C121-128		CC45FSL1H470J	CERAMIC 47PF	J
C129,130		CF92FV1H473J	MF-C 0.047UF	J
C181,182		CE04DW1C220M	ELECTRO 22UF	16WV
C183		CE04DW1H221M	ELECTRO 220UF	50WV
C201,202		C90-2994-05	ELECTRO 4700UF	45WV
C203,204		CF92FV1H182J	MF-C 1800PF	J
C205		CF92FV1H153J	MF-C 0.015UF	J
C206		C90-2921-05	ELECTRO 3900UF	16WV
C207		CE04DW1C100M	ELECTRO 10UF	16WV
C213		CE04DW1C100M	ELECTRO 10UF	16WV
C214		CF92FV1H102J	MF-C 1000PF	J
C215		CE04DW1C470M	ELECTRO 47UF	16WV
C301,302		CF92FV1H222J	MF-C 2200PF	J
C303,304		CE04DW1E4R7M	ELECTRO 4.7UF	25WV
C305		CE04DW1A101M	ELECTRO 100UF	10WV
C306		CF92FV1H102J	MF-C 1000PF	J
C307		CE04DW1H2R2M	ELECTRO 2.2UF	50WV
C308		CE04DW1A101M	ELECTRO 100UF	10WV
C309		CE04DW1H100M	ELECTRO 10UF	50WV
C310		CE04DW1H010M	ELECTRO 1.0UF	50WV
CN1 ,2		E40-9472-05	FLAT CABLE CONNECTOR	
CN3		E40-3640-05	PIN ASSY	
J1	2A	E63-0834-05	PHONO JACK	
J2	2A	E70-0824-05	SCREW TERMINAL BOARD	
J3	2B	E70-0823-05	SCREW TERMINAL BOARD	
WH1 ,2	2B	E31-8122-05	LEAD WIRE (FLAT CABLE)	
CN4		J13-0602-05	FUSE HOLDER	
E1 ,2	2B	J19-4652-05	LEAD HOLDER	
L1		L33-1015-05	CHOKE COIL	
L2		L19-0569-05	DC/DC CONVERTER	
B	2B	N80-3010-45	PAN HEAD TAPTITE SCREW	
G	1B	N09-4214-08	SEMS	
H	2A	N07-0002-08	SEMS	
R1 ,2		RD14BB2C821J	RD 820	J 1/6W
R3 ,4		RD14BB2C912J	RD 9.1K	J 1/6W
R5 ,6		RD14BB2C103J	RD 10K	J 1/6W
R7 ,8		RD14BB2C392J	RD 3.9K	J 1/6W
R11 -14		RD14BB2C222J	RD 2.2K	J 1/6W

E: Europe J: Japan K: North America
M: Other Area

E1: KAC-728
J1: KAC-728
K: KAC-728S

M1: KAC-728

⚠ indicates safety critical components.

⚠ 印は安全部品

KAC-728/S

PARTS LIST / 部品表

* New Parts

Parts without **Part No.** are not supplied.

(X09-5260-10)

* 新規部品

(注) 部品番号がないものは修理用部品として扱いません。

Ref. No. 参照番号	Add 位置	New 新規	Parts No. 部品番号	Description 部品名/規格	Desti- nation 仕向
R15,16			RD14BB2C560J	RD 56 J 1/6W	
R17-20			RD14BB2C151J	RD 150 J 1/6W	
R21-24			RS14KB3D560J	FL-PROOF RS 56 J 2W	
R25-28			RD14BB2C223J	RD 22K J 1/6W	
R29-32			RD14BB2C222J	RD 2.2K J 1/6W	
R33-36			RD14BB2C363J	RD 36K J 1/6W	
R37,38			RD14BB2C473J	RD 47K J 1/6W	
R39,40			RD14BB2C472J	RD 4.7K J 1/6W	
R41			RD14BB2C182J	RD 1.8K J 1/6W	
R42			RD14BB2C472J	RD 4.7K J 1/6W	
R43-45			RD14BB2C273J	RD 27K J 1/6W	
R46			RD14BB2C102J	RD 1.0K J 1/6W	
R47			RD14BB2C153J	RD 15K J 1/6W	
R48,49			RD14BB2C103J	RD 10K J 1/6W	
R50			RD14BB2C102J	RD 1.0K J 1/6W	
R51			RD14BB2C473J	RD 47K J 1/6W	
R101,102			RD14BB2C472J	RD 4.7K J 1/6W	
R103,104			RD14BB2C753J	RD 75K J 1/6W	
R105,106			RD14BB2C752J	RD 7.5K J 1/6W	
R107-110			RD14BB2C753J	RD 75K J 1/6W	
R111-114			RD14BB2C102J	RD 1.0K J 1/6W	
R115,116			RD14BB2C101J	RD 100 J 1/6W	
R117,118			RD14BB2C472J	RD 4.7K J 1/6W	
R119,120			RD14BB2C753J	RD 75K J 1/6W	
R121,122			RD14BB2C201J	RD 200 J 1/6W	
R123,124			RD14BB2C270J	RD 27 J 1/6W	
R125-128			RD14BB2E512J	RD 5.1K J 1/4W	
R129,130			RD14BB2C302J	RD 3.0K J 1/6W	
R131,132			RD14BB2C102J	RD 1.0K J 1/6W	
R133-140			RD14BB2C101J	RD 100 J 1/6W	
R141-144			RD14DB2H101J	SMALL-RD 100 J 1/2W	
R145-148			RD14BB2C2R2J	RD 2.2 J 1/6W	
R149-152			R92-0205-05	METAL-PLATE 0.1 K 2W	
R153,154			RD14DB2H4R7J	SMALL-RD 4.7 J 1/2W	
R181-184			RS14KB3D122J	FL-PROOF RS 1.2K J 2W	
R185			RD14DB2H100J	SMALL-RD 10 J 1/2W	
R186			RD14DB2H102J	SMALL-RD 1.0K J 1/2W	
R201-203			RD14DB2H100J	SMALL-RD 10 J 1/2W	
R205,206			RD14BB2C472J	RD 4.7K J 1/6W	
R207,208			RD14BB2C680J	RD 68 J 1/6W	
R209,210			RD14BB2C221J	RD 220 J 1/6W	
R211,212			RD14BB2C152J	RD 1.5K J 1/6W	
R213			RD14BB2C103J	RD 10K J 1/6W	
R214			RD14BB2C471J	RD 470 J 1/6W	
R215			RD14BB2C163J	RD 16K J 1/6W	
R301,302			RD14BB2E472J	RD 4.7K J 1/4W	
R303,304			RD14BB2C271J	RD 270 J 1/6W	
R305,306			RD14BB2C103J	RD 10K J 1/6W	
R307,308			RD14BB2C474J	RD 470K J 1/6W	
R309,310			RD14BB2E182J	RD 1.8K J 1/4W	
R311,312			RD14BB2C332J	RD 3.3K J 1/6W	
R313			RD14BB2C103J	RD 10K J 1/6W	
R314			RD14BB2E102J	RD 1.0K J 1/4W	
R315,316			RD14BB2C222J	RD 2.2K J 1/6W	
R317			RD14BB2C513J	RD 51K J 1/6W	

Ref. No. 参照番号	Add 位置	New 新規	Parts No. 部品番号	Description 部品名/規格	Desti- nation 仕向
R318			RD14BB2C133J	RD 13K J 1/6W	
R319			RD14BB2C184J	RD 180K J 1/6W	
R320,321			RD14BB2C302J	RD 3.0K J 1/6W	
R322			RD14BB2C332J	RD 3.3K J 1/6W	
R323			RD14BB2C751J	RD 750 J 1/6W	
R324			RD14BB2C103J	RD 10K J 1/6W	
R325			RD14BB2C622J	RD 6.2K J 1/6W	
R326			RD14BB2E182J	RD 1.8K J 1/4W	
R328			RD14BB2C154J	RD 150K J 1/6W	
R329			RD14BB2C753J	RD 75K J 1/6W	
R330			RD14BB2C184J	RD 180K J 1/6W	
R331,332			RD14BB2C103J	RD 10K J 1/6W	
R333			RD14BB2C104J	RD 100K J 1/6W	
R334			RD14BB2C330J	RD 33 J 1/6W	
R335			RD14BB2C103J	RD 10K J 1/6W	
R336			RD14BB2C473J	RD 47K J 1/6W	
R337			RD14BB2C103J	RD 10K J 1/6W	
R501-520			RD14BB2E102J	RD 1.0K J 1/4W	
VR1			R31-0209-05	VARIABLE RESISTOR (5K)	
VR11,12			R32-0032-05	SEMI FIXED VARIABLE R. (470)	
K1			S76-0804-05	MAGNETIC RELAY	
S1,2			S62-0845-05	SLIDE SWITCH	
D1-4			1SS133	DIODE	
D181-184			RD7.5JS(B)	ZENER DIODE	
D186			RD10JS(B)	ZENER DIODE	
D201			FML22S*A	DIODE	
D202			FML22R*A	DIODE	
D203,204			1SS133	DIODE	
D205			1N5406-M	DIODE	
D301,302			1S2076A	DIODE	
D303-305			1SS133	DIODE	
D307			RD7.5JS(B)	ZENER DIODE	
D308			RD15JS(B)	ZENER DIODE	
D309			1SS133	DIODE	
D313,314			1SS133	DIODE	
IC1			UPC4574C	IC(OP AMP X4)	
IC2			NJM4565D	ANALOGUE IC	
IC11			UPC494C	IC(SWITCHING REGULATOR)	
IC12			UPC1237HA	IC(POWER AMP)	
Q1			2SC945(A)(Q,P)	TRANSISTOR	
Q101-108			2SA733(A)(Q,P)	TRANSISTOR	
Q109-112			2SC1845(F,E)	TRANSISTOR	
Q113,114			2SC945(A)(Q)	TRANSISTOR	
Q115,116			2SC2235	TRANSISTOR	
Q117,118			2SA965	TRANSISTOR	
Q119,120			2SC2235	TRANSISTOR	
Q121,122			2SA965	TRANSISTOR	
Q123,124			2SC4388LB*5	TRANSISTOR	
Q125,126			2SA1673LB*5	TRANSISTOR	
Q201-204			MTAJ50N05HDLFK	FET	
Q205,206			2SC945(A)(Q,P)	TRANSISTOR	
Q207,208			2SA733(A)(Q,P)	TRANSISTOR	
Q301,302			2SC1845(F,E)	TRANSISTOR	
Q303			2SA992(F,E)	TRANSISTOR	

E1: KAC-728

M1: KAC-728

E: Europe J: Japan K: North America

J1: KAC-728

△ indicates safety critical components.

M: Other Area

K: KAC-728S

△印は安全部品

KAC-728/S

PARTS LIST / 部品表

* New Parts

Parts without Part No. are not supplied.

(X09-5260-10)

* 新規部品

(注) 部品番号がないものは修理用部品として扱いません。

Ref. No. 参照番号	A d d 位置	N e w 新規	Parts No. 部品番号	Description 部品名/規格	Desti- nation 仕向
Q304,305			2SC945(A)(Q,P)	TRANSISTOR	
Q306			2SA1534A(R,S)	TRANSISTOR	
Q307			2SA733(A)(Q,P)	TRANSISTOR	
Q308-310			2SC945(A)(Q,P)	TRANSISTOR	
TH1			PTH9M04BD222T	POSITIVE RESISTOR	
TH2			PTH9L04BD222TS	POSITIVE RESISTOR	
TH3			PTH9M04BD222T	POSITIVE RESISTOR	

Ref. No. 参照番号	A d d 位置	N e w 新規	Parts No. 部品番号	Description 部品名/規格	Desti- nation 仕向

E1: KAC-728

M1: KAC-728

J1: KAC-728

K: KAC-728S

△ indicates safety critical components.

△ 印は安全部品

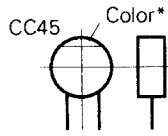
E: Europe J: Japan K: North America
M: Other Area

PARTS DESCRIPTIONS / 部品について

CAPACITORS

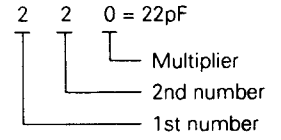
CC 45 TH 1H 220 J
 1 2 3 4 5 6

- 1 = Type ... ceramic, electrolytic, etc.
- 2 = Shape ... round, square, ect.
- 3 = Temp. coefficient
- 4 = Voltage rating
- 5 = Value
- 6 = Tolerance



• Capacitor value

- 010 = 1pF
- 100 = 10pF
- 101 = 100pF
- 102 = 1000pF = 0.001μF
- 103 = 0.01μF



• Temperature coefficient

1st Word	C	L	P	R	S	T	U
Color*	Black	Red	Orange	Yellow	Green	Blue	Violet
ppm/°C	0	-80	-150	-220	-330	-470	-750

2nd Word	G	H	J	K	L
ppm/°C	±30	±60	±120	±250	±500

Example : CC45TH = -470 ± 60ppm/°C

• Tolerance (More than 10pF)

Code	C	D	G	J	K	M	X	Z	P	No code
(%)	±0.25	±0.5	±2	±5	±10	±20	+40 -20	+80 -20	+100 -0	More than 10μF -10 ~ +50 Less than 4.7μF -10 ~ +75

(Less than 10pF)

Code	B	C	D	F	G
(pF)	±0.1	±0.25	±0.5	±1	±2

• Voltage rating

2nd word \ 1st word	A	B	C	D	E	F	G	H	J	K	V
0	1.0	1.25	1.6	2.0	2.5	3.15	4.0	5.0	6.3	8.0	-
1	10	12.5	16	20	25	31.5	40	50	63	80	35
2	100	125	160	200	250	315	400	500	630	800	-
3	1000	1250	1600	2000	2500	3150	4000	5000	6300	8000	-

• Chip capacitors

(EX) C C 7 3 F S L 1 H 0 0 0 J
 1 2 3 4 5 6 7

(Chip) (CH, RH, UJ, SL)

(EX) C K 7 3 F F 1 H 0 0 0 Z
 1 2 3 4 5 6 7

(Chip) (B, F)

Refer to the table above.

- 1 = Type
- 2 = Shape
- 3 = Dimension
- 4 = Temp. coefficient
- 5 = Voltage rating
- 6 = Value
- 7 = Tolerance

Dimension (Chip capacitors)

Dimension code	L	W	T
Empty	5.6 ± 0.5	5.0 ± 0.5	Less than 2.0
A	4.5 ± 0.5	3.2 ± 0.4	Less than 2.0
B	4.5 ± 0.5	2.0 ± 0.3	Less than 2.0
C	4.5 ± 0.5	1.25 ± 0.2	Less than 1.25
D	3.2 ± 0.4	2.5 ± 0.3	Less than 1.5
E	3.2 ± 0.2	1.6 ± 0.2	Less than 1.25
F	2.0 ± 0.3	1.25 ± 0.2	Less than 1.25
G	1.6 ± 0.2	0.8 ± 0.2	Less than 1.0

RESISTORS

• Chip resistor (Carbon)

(EX) R K 7 3 E B 2 B 0 0 0 J
 1 2 3 4 5 6 7

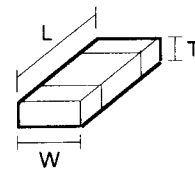
(Chip) (B, F)

• Carbon resistor (Normal type)

(EX) R D 1 4 B B 2 C 0 0 0 J
 1 2 3 4 5 6 7

- 1 = Type
- 2 = Shape
- 3 = Dimension
- 4 = Temp. coefficient
- 5 = Rating wattage
- 6 = Value
- 7 = Tolerance

Dimension



Dimension (Chip resistor)

Dimension code	L	W	T
E	3.2 ± 0.2	1.6 ± 0.2	1.0
F	2.0 ± 0.3	1.25 ± 0.2	1.0
G	1.6 ± 0.2	0.8 ± 0.2	0.5 ± 0.1

Rating wattage

Code	Wattage	Code	Wattage	Code	Wattage
1J	1/16W	2C	1/6W	3A	1W
2A	1/10W	2E	1/4W	3D	2W
2B	1/8W	2H	1/2W		

KAC-728/S

SPECIFICATIONS (KAC-728/S)

Audio Section

Max Power Output (4 Ω)	
Normal	200W x 2
Bridge	600W x 1
Rated Power Output (4 Ω)	
Normal (20Hz-20KHz, 0.08% THD)	100W x 2
Normal (DIN45324, +B=14.4V)	100W x 2
Bridge (1KHz, 0.8% THD)	300W x 1
Rated Power Output (2 Ω)	
Normal (1KHz, 0.8% THD)	150W x 2
Frequency Response (+0, -1dB)	5Hz - 50KHz
Signal to Noise Ratio	100dB
Sensitivity (MAX) (rated output)	0.2V
Sensitivity (MIN) (rated output)	5.0V
Input Impedance	10K Ω
Low Pass Filter (12dB/oct.)	80Hz

General

Operating Voltage (11V-16V allowable)	14.4V
Current Consumption (1KHz, 10% THD)	28A
Dimensions (Width x Height x Depth)	220mm x 56.1mm x 300mm
Weight	3.6Kg

定格 (KAC-728)

オーディオ部

最大出力 (4 Ω)	
ノーマル	200W x 2
ブリッジ	600W x 1
定格出力 (4 Ω)	
ノーマル (20Hz-20KHz, 0.08% THD)	100W x 2
ブリッジ (1KHz, 0.8% THD)	300W x 1
ノーマル (1KHz, 0.8% THD)	150W x 2
周波数特性 (+0, -1dB)	5Hz - 50KHz
S/N比	100dB
入力感度 (定格出力)	0.2V - 5.0V
入力インピーダンス	10K Ω
ローパスフィルター (12dB/oct.)	80Hz

電源部

電源電圧 (マイナス・アース) (11V-16V)	14.4V
最大消費電流	28A

寸法・重量

外形寸法 (幅 x 高さ x 奥行)	220mm x 56.1mm x 300mm
質量 (重さ)	3.6Kg